


Ways to Use a Journal to Support Your Children's Reading

Written by Shelli Thelen



RECORD THE TITLE OF THE BOOK.
WRITE ABOUT YOUR FAVORITE PART.
ILLUSTRATE THAT PART OF THE STORY.


RECORD THE TITLE OF THE BOOK.
WHICH CHARACTER IS YOUR
FAVORITE? WHY?



RECORD THE TITLE OF THE BOOK.
WHAT DID THE STORY MAKE
YOU THINK OF?



RECORD THE TITLE OF THE BOOK. FIND ONE NEW
VOCABULARY WORD THAT YOU DID NOT KNOW.
WRITE THE WORD AND THE DEFINITION. ILLUSTRATE
THE MEANING OF THAT WORD.



RECORD THE TITLE OF THE BOOK.
MAKE A LIST OF THE NEW
INFORMATION YOU LEARNED AFTER
READING THE BOOK.

CHECK OUT A SERIES OF BOOKS ON THE SAME
CHARACTER (LIKE SPLAT THE CAT). WHICH BOOK WAS
YOUR FAVORITE OR WHY? WHICH PARTS OF THE
BOOK HELP YOU KNOW THAT CHARACTER? FIND THAT
PART IN THE BOOK, RECORD IT AND EXPLAIN IT.

CHECK OUT A SERIES OF BOOKS ON ONE AUTHOR (JAN
BRETT, STEVE JENKINS, GAIL GIBBONS, DONALD CREWS,
MARGERY CUYLER, ETC...) WHAT DO YOU NOTICE ABOUT
HOW THEIR BOOKS ARE STRUCTURED? WHAT IS THEIR
"SIGNATURE"? WHAT THINGS ARE REPEATING ACROSS
A VARIETY OF THEIR BOOKS?



CHECK OUT SOME POETRY BOOKS.
FIND A POEM. COPY IT INTO YOUR
JOURNAL. CIRCLE WORDS THAT ARE
FUN OR MEANINGFUL.

CHECK OUT BOOKS ON A PLACE
THAT IS FAR, FAR AWAY. WRITE
DOWN THE PLACE AND WHAT
YOU LEARNED ABOUT IT.



CHECK OUT A CHILDRENS MAGAZINE. FIND
YOUR FAVORITE ARTICLE AND WRITE
ABOUT WHAT YOU LEARNED
OR QUESTIONS YOU HAVE?






Ways to Use a Journal to Support Your Children's Writing

Written by Shelli Thelen

GO OUTSIDE, SIT AND BE QUIET.
WRITE DOWN WHAT YOU HEAR,
SEE, SMELL AND FEEL.



GO OUTSIDE, FIND ONE COOL THING.
SKETCH IT AND LABEL IT. WHAT
QUESTIONS DO YOU HAVE?

GO OUTSIDE, LOOK UP AT THE SKY ON A
CLOUDY DAY. FIND A CLOUD THAT MAKES A
PICTURE. SKETCH IT AND WRITE ABOUT WHAT
YOUR SHAPE LOOKS LIKE. WHERE DID IT GO?

GO ON A WALK. USE YOUR EYES, EARS AND BODY
TO SEE, SMELL, HEAR AND FEEL THE OUTDOORS.
WHAT DID YOU SEE? SMELL? HEAR? FEEL?



IF YOU WENT ON A DAY TRIP TO THE
ZOO, MUSEUM, OR SPECIAL OUTING,
WRITE ABOUT IT.



DID YOU VISIT SOMEONE SPECIAL?
WHAT DID YOU DO FIRST?
NEXT? LAST?



FIND A RECIPE WITH AN ADULT
AND MAKE SOMETHING SPECIAL.
WRITE ABOUT IT!



GET TWO SOCKS OUT OF THE DRAWER. PUT THEM ON
YOUR HANDS AND PRETEND THEY ARE CHARACTERS. MAKE
UP WHO THEY ARE AND TELL A STORY. WRITE DOWN WHAT
THEY WOULD SAY TO EACH OTHER.



PUT SOME MUSIC ON, WHAT IS YOUR
FAVORITE SONG? WHAT IS YOUR
FAVORITE PART FROM THE SONG TO
SING? HOW DOES IT MAKE YOU FEEL?

DREAM OF A FAR, FAR AWAY PLACE. WHAT
KIND OF PLACE IS IT? WHO LIVES THERE?
WHAT DO YOU GET TO DO?





Ways to Use a Journal to Support Your Children's Writing

Written by Shelli Thelen



PLAN OUT A RELAY RACE FOR YOUR FAMILY. MAKE A LIST OF THREE THINGS THEY HAVE TO DO TO "WIN" AND CROSS THE FINISH LINE.

WHAT IS SOMETHING THAT YOU HAVE LEARNED TO DO THIS SUMMER? WRITE "HOW TO" DO IT. WHAT COMES FIRST, NEXT, LAST?



WRITE A LETTER TO A FAMILY MEMBER. TEAR OUT THE PAGE AND MAIL IT TO THEM.



HAVE YOU DISCOVERED A NEW LEARNING GAME ON A DEVICE? WHAT IS IT? WHAT DO YOU DO? WHY IS IT FUN?



DID YOU TRAVEL ON VACATION SOMEWHERE? WHERE DID YOU GO? WHAT DID YOU DO? WHO DID YOU SEE? WHAT FOODS DID YOU TRY?



MAKE A GROCERY LIST OF THINGS YOU NEED TO MAKE A SPECIAL TREAT.

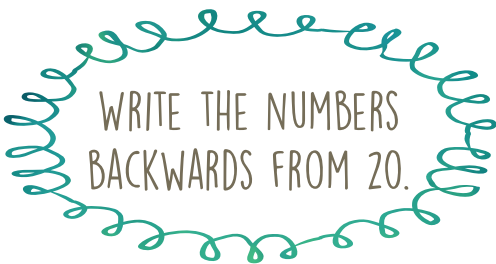




Ways to Use a Journal to Support Your Children's Math

Written by Shelli Thelen

 DRAW A LARGE SHAPE ON THE DRIVEWAY WITH SIDEWALK CHALK. FILL IT WITH OBJECTS. HOW MANY OBJECTS DID IT TAKE TO FILL IT? DRAW THE SHAPE AND SHOW HOW MANY THINGS WERE INSIDE THE SHAPE. WRITE THE NUMBER THAT REPRESENTS THE TOTAL. 


WRITE THE NUMBERS
BACKWARDS FROM 20.

WRITE YOUR NUMBERS TO 100.



HAVE YOUR PARENT GIVE YOU A NUMBER, WRITE DOWN WHAT WOULD BE ONE MORE. DO THIS SEVERAL TIMES. THEN, REPEAT BUT WRITE DOWN A NUMBER THAT IS ONE LESS.

COUNT HOW MANY STUFFED ANIMALS YOU HAVE. WRITE DOWN HOW MANY THERE ARE ALL TOGETHER? HOW CAN YOU SORT THEM?




COUNT TO 100!



GO ON A NUMBER HUNT. LOOK AROUND THE HOUSE AND RECORD ALL OF THE PLACES THAT YOU SEE NUMBERS. DRAW THE ITEM AND CIRCLE THE NUMBERS THAT ARE ON IT.



IF YOU ARE GOING OUT AND ABOUT, KEEP TRACK OF HOW MANY STEPS YOU COUNT AT EACH DESTINATION. CAN YOU ADD THEM UP TO GET A TOTAL? HOW DID YOU FIGURE IT OUT? SHOW YOUR WORK.

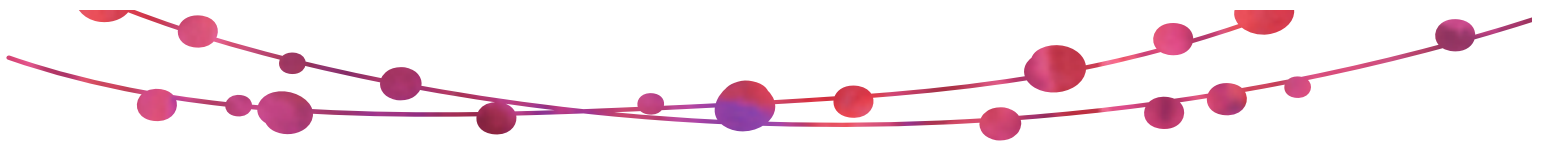


LOOK AROUND THE HOUSE FOR SHAPES. RECORD FIVE DIFFERENT SHAPES AND LABEL WHAT THEY ARE.



LOOK AT THE ADDITION DOUBLES TO 10 ($0+0$, $1+1$, $2+2$, $3+3$, ETC...) TRY AND WRITE OUT THE EQUATIONS. DRAW A PICTURE TO SOLVE. REPEAT, BUT THIS TIME, ADD ONE MORE/ONE LESS.





Ways to Use a Journal to Support Your Children's Math

Written by Shelli Thelen



WRITE DOWN ALL THE NAMES OF THE PEOPLE IN YOUR FAMILY. COLLECT DATA! COUNT HOW MANY LETTERS ARE IN EACH PERSON'S NAME. WHO HAS THE MOST LETTERS? WHO HAS THE LEAST?

FIND A RECIPE, WRITE DOWN ALL OF THE NUMBERS THAT YOU USED TO CREATE YOUR MASTERPIECE! DO YOU SEE FRACTIONS? WHAT DOES THAT MEAN? (ASK YOUR PARENT.)

